

EVENT-DRIVEN ENTERPRISE
MANAGEMENT SYSTEM



■ iMX Analysis and Decision Commercial Finance

■ Context

Assess, anticipate & decide

To complement the capabilities of the already robust and comprehensive iMX system, CODIX has introduced a Business Intelligence module — iMX Analysis and Decision.

iMX AD allows the enterprise to make key decisions by providing a reliable, 360° view with complete and up-to-date data. iMX AD incorporates industrialized analytics into day-to-day business operations and facilitates financial planning, forecasting and budgeting activities.

BI solution

iMX AD provides the ability to create visual dashboards and ad hoc queries that can be published to several stakeholders, using different media channels and formats.

The creation and maintenance of reports require modest BI knowledge, which makes the capabilities of the system fully accessible to our customers, all the while providing an endless business universe at their fingertips.

Ready to start

With iMX AD, data restitution is fully integrated with all other iMX modules, thus also providing business automation solutions.

A straightforward “off-the-shelf” approach can be adopted for all standard reports and business objects.

Your added value

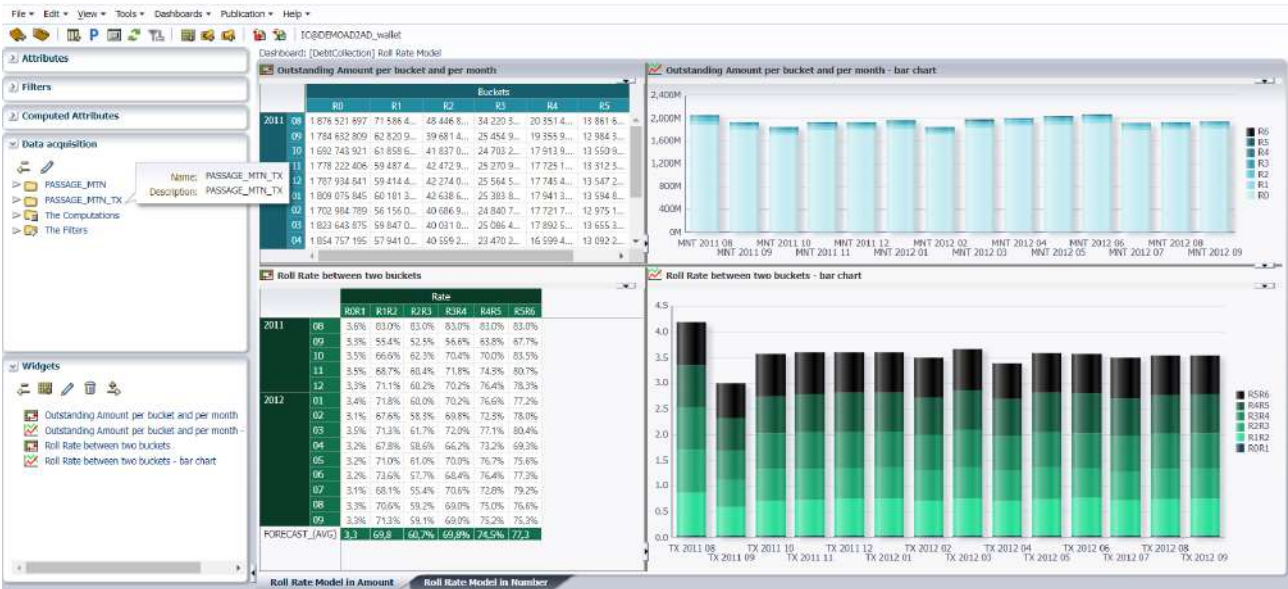
CODIX’s philosophy is simple and powerfully fundamental. It works for your business by:

- Focusing on and applying all the business expertise accumulated thanks to our ample experience within Consumer Finance
- Continually enriching and functionally improving the solution, objects and reports

Functional Overview

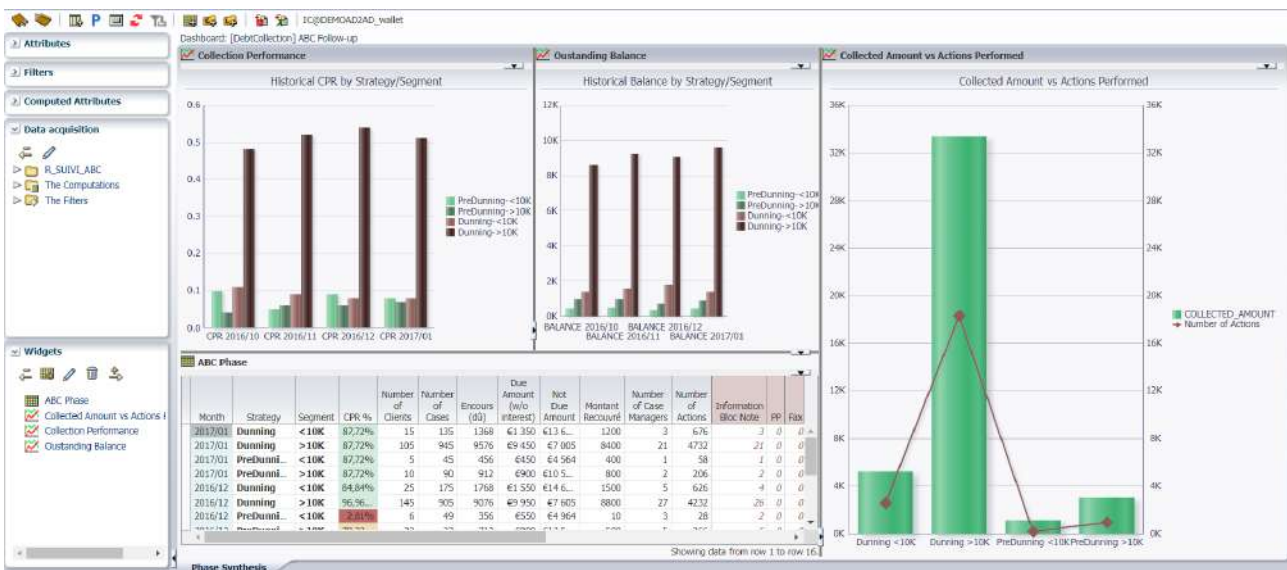
iMX AD provides a set of reports that:

- Assess the trend of your portfolio (vintage model, roll rate & more)
- Track business performance
- Generate regulatory reports and audit policies
- Provide multiple currencies
- Allow insertion of customized legal entities
- Centre around your clients and product segmentation



iMX AD provides a Business Universe that:

- Performs ad hoc queries
- Leverages existing reports
- Creates new reports from scratch
- Follows 3NF, Star Schema notations & more
- Has contextual documentation
- Provides understandable business and finance word labels



■ iMX AD Capabilities at a Glance



Dashboard Style



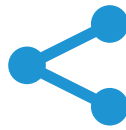
Charts



Formula



User Management



Sharing



Scheduling and Publication



Export & Publishing



Mass Publication



Multilingual

Automatically publish fully customizable reports based on periodicity, recipients, layout & more using the scheduling and publication feature provided by iMX AD.

■ Architecture

iMX AD is fully integrated with all other iMX modules and CODIX ensures their synchronization through the continuous functional enrichment and improvement of the solution.

iMX AD gives you:

- A fully ready-to-use and reusable Business Universe
- Refresh mechanism
- Restitution tool
- Publication tool
- Off-the-shelf reports

All iMX AD components are developed and maintained by CODIX. The module relies on a dedicated database, which is refreshed on a daily basis without impacting the day-to-day performance and activity in iMX.

The end user needs only a web browser to execute heavy queries, view and administrate reports.

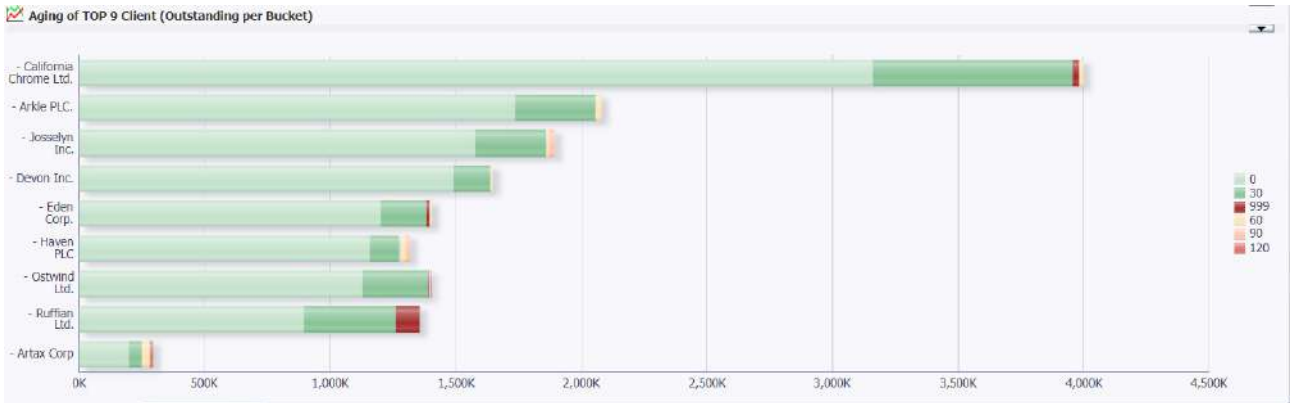
■ Off-the-shelf Reporting

iMX Analysis & Decision provides a standard set of useful reports, tracking your KPIs in an instant, allowing you to make informed decisions at the click of a button. The fully customizable system allows for both canned and ad hoc reporting capabilities.

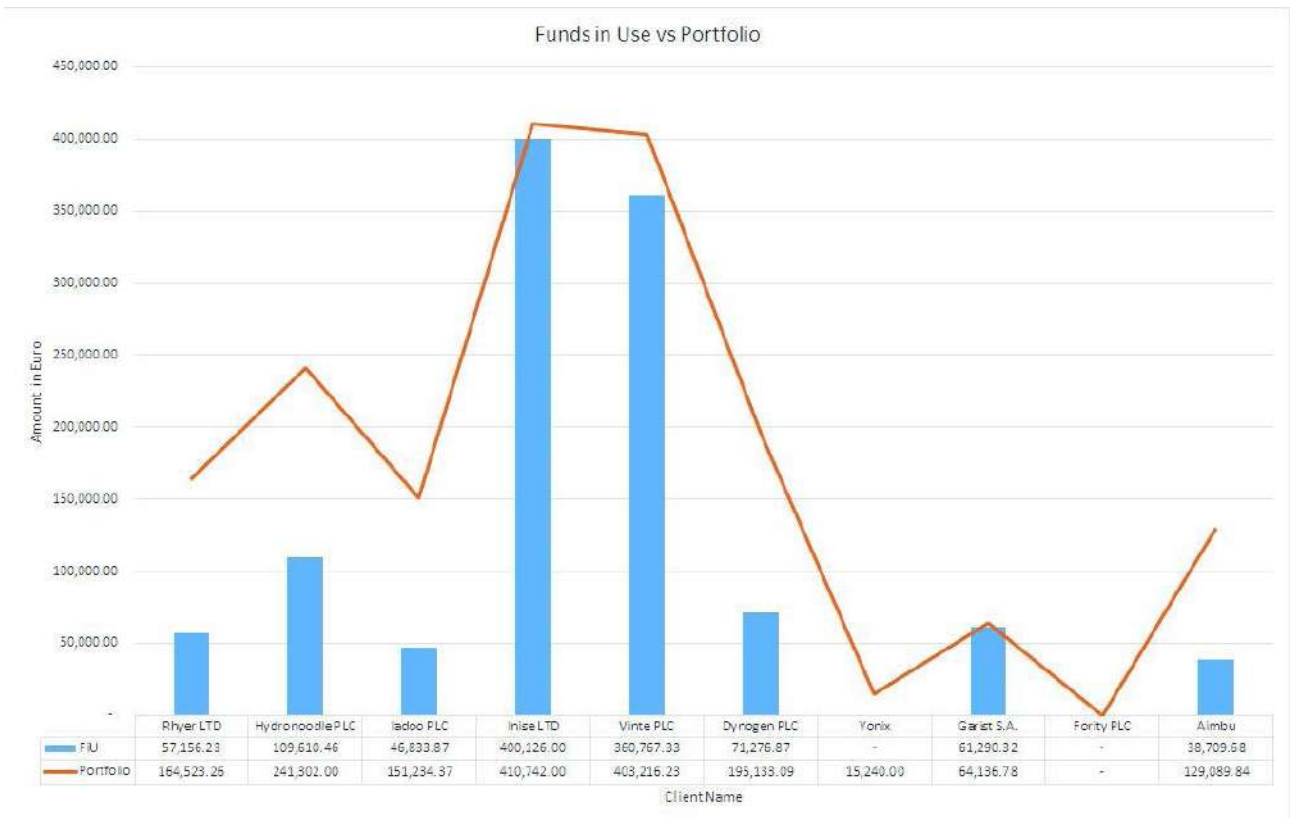
Some of these off-the-shelf reports include:

- **Client Profitability Analysis:** keep track of the costs payable, client profitability, funds in use and turnover
- **Configurable Age Analysis:** a dynamic dashboard indicating the aged balance in the parametrized buckets
- **Client Statistics:** check key KPIs such as DSO, Availability, Funds in Use, Dilution & Concentration
- **Cash Application Log:** assess and analyze the reasons behind portfolio fluctuations
- **Portfolio Movements:** track historical trends within the portfolio movements
- **Client Report EOD/EOM:** gain an insight through aggregate end-of-day and end-of-month data
- **Audit Reports:** include validated individuals, the debtor limits level, contracts and more
- **Credit Limit Consumption Status Report:** assess the risk of an account using limits
- **Daily Limit Changes:** track automatic and manual limit validations on a daily basis
- **Broker Report:** be aware of your broker fees on a monthly basis
- **Concentration Limit Report:** view concentration limits in client and debtor accounts
- **Roll Rate Model:** report loss forecasting based on the roll-rate methodology
- **Vintage Model:** present the collection performance rate using one of the three available vintage models
- **ABC Follow-Up:** strategy execution analysis based on collection performance in regard to cost

Use iMX AD to identify overdue invoices quickly and clearly by tracking the ageing buckets using our standard reporting capabilities.



Use iMX AD to identify risky client accounts according to their KPIs, including Turnover and Funds in Use.



Meet iMX AD

iMX AD and its user-friendly features allow instant report creation through multiple business universes, parameter application, computed attributes, charts and pivot tables. Complete your report by extracting it as a one-off or schedule it to be received **on a regular basis**.

The screenshot displays a comprehensive dashboard with several key components:

- Attributes Panel:** A sidebar on the left for selecting and filtering data attributes.
- Table:** A central data table with columns for dates (04/2016 to 09/2016) and various metrics.
- Line Chart:** A chart titled 'Gehühren' showing trends over time.
- Bar Chart:** A chart titled 'CRP in Bezug auf den Bestand' showing values across months.
- Pie Charts:** Two pie charts showing the distribution of 'Anzahl der zugewiesenen Aktien' and 'Zugewiesener BTR'.
- Widgets:** A bottom section with interactive widgets for different data views.

01 Choose between business universes, create filters, compute attributes and follow the data acquisition process with ease.

02 View data through illustrative graphics and detailed tables, follow trends and make decisions based on informed choices through multiple, custom and off-the-shelf iMX AD reports.

Choose between business universes, create filters, compute attributes and follow the data acquisition process with ease.

The screenshot shows the 'Publication Manager' interface with the following sections:

- Available schedules:** A table listing scheduled reports.

Schedule name	Status	Run time	Date of generation	Next launch	Created by	Lastest M
DEMO	Complet...	00:00:06	23/03/2022 15:50		TC	23/03/21
- File generation & publication status:** A table showing the execution status of reports.

File name	Status	Run time	Date of generation	Publication ID
DEMO_20220323_3788_INTERNE.xls	Finished with war...	00:00:06	23/03/2022	7192551
DEMO_20220323_3787_INTERNE.xls	Finished with war...	00:00:13	23/03/2022	7192550

03 Use the publication manager to schedule regular reports by selecting their periodicity, the next launch date, the recipients, the medium through which to receive them & more.

04 See the full list of already scheduled reports.

05 Check previous reports, their status & the date they were last published.

See the full list of already scheduled reports.

Check previous reports, their status & the date they were last published.

■ Contact

CODIX

200, rue du Vallon

Sophia Antipolis

06560 VALBONNE

FRANCE

Phone: +33 4 89 87 77 77

Fax: +33 4 89 87 77 00

Email: info@codix.eu

sales@codix.eu